

FY20 School Budget

Colchester School District


January 8, 2018

Agenda

Tonight:
Budget implications on tax rate


January 15:
Recommended budget proposal
Final expenditures overview
Warn the budget

January 22 (If necessary):
Warn the budget



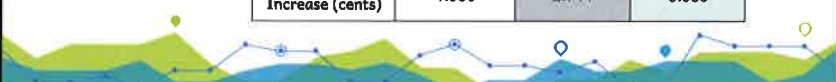
FY'20 Education Tax Components

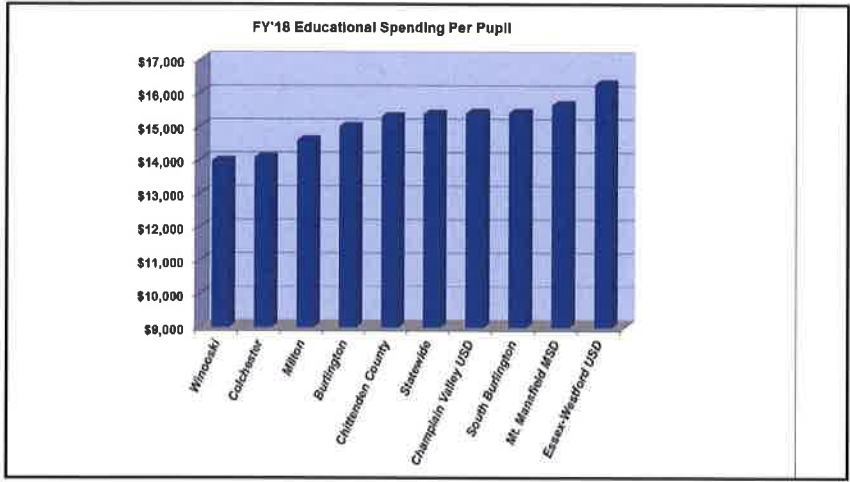
- ◉ Dollar Yield Amount \$10,666
- ◉ Income Yield Amount \$13,104
- ◉ Homestead Property \$1.50
- ◉ Non-Residential Property \$1.58
- ◉ Net Equalized Pupils 2,268.53
- ◉ Common Level of Appraisal 91.26%



Budget Additions:

	Scenario One	Scenario Two	Scenario Three
Additions	none	2 FTE 50K FS	3 FTE 50K FS
Budget Amount	\$42,411,923	\$42,628,737	\$42,712,144
Increase \$	\$1,841,996	\$2,058,810	\$2,142,217
Increase %	4.54%	5.07%	5.28%
Reductions	none	none	none
Estimated Tax Increase %	1.278%	1.772%	2.019%
Tax Rate Increase (cents)	1.956	2.711	3.089





Potential Reductions

Possible Reductions	Estimated Cost	Impact
Bus Driver	\$34	Position currently unfilled
Estimated Breakage	TBD	Savings due to predicted hiring trends

Budget Additions:

	Scenario One	Scenario Two	Scenario Three
Additions	none	2 FTE 50K FS	3 FTE 50K FS
Budget Amount	\$42,411,923	\$42,628,737	\$42,712,144
Increase \$	\$1,841,996	\$2,058,810	\$2,142,217
Increase %	4.54%	5.07%	5.28%
Reductions	none	none	none
Estimated Tax Increase %	1.278%	1.772%	2.019%
Tax Rate Increase (cents)	1.956	2.711	3.089

Building Requests FY20

	Priority A	Priority B	Priority C
Maintain current levels of staffing		1.0 EL Teacher	1.0 FTE EL/Equity Coordinator District Wide
2.0 FTE Grade 7 & 8 CORE Teachers at CMS		1.0 FTE 6-12 Instructional Coach (CMS & CHS)	1.0 FTE STEM Teacher CHS
1.0 FTE 6-12 Instructional Coach (CMS & CHS)		1.0 FTE Social Worker MBS	40K NGSS Science Kits Grades K-5
0.5 EL Teacher		50K CSD Food Services	
		40K NGSS Science Kits Grades K-5	



Discussion

