

# VSAC Scholarship Booklet & Paying for College





# The Arc of Glory

## Learning Targets

### College timeline, Common App, Colleges in Naviance

I can..

Set up common  
app

Enter key details  
into C.A.

Add colleges to  
C.A.

Have the pink  
form &  
application

Checklist

### More Common App

I can..

Complete and  
sign the FERPA  
release in C.A

Add colleges to  
my Naviance  
Account

Identify HOW I  
am applying in  
Naviance  
i.e. C.A. or Direct  
to Institution

### Linking Naviance & Common App. Sending Transcripts

I can..

Officially request  
transcripts  
choosing the  
accurate "type" of  
application for  
each school. ED,  
EA, Rolling

Link C.A and  
Naviance

### Letters of Recommendation

I can..

Follow the  
appropriate  
process to  
request teacher  
letters of  
recommendation

Follow the  
appropriate  
process to  
request counselor  
letters of  
recommendation

### FAFSA & paying for college

I can identify..

Where and how to  
start the FAFSA

Where and how to  
start the VT state  
grant

Start finding \$ for  
college using  
scholarship tools  
like the fastweb,  
CHS website,  
Naviance and

### VSAC and Local Scholarships

I can..

Identify multiple  
resources I can  
use to apply for  
scholarships

Describe how to  
apply for VSAC  
scholarships

Identify at least 1  
scholarship I am  
eligible for in the  
VSAC booklet

### Graduation Tasks

I can..

Take the  
graduation  
Survey on  
Naviance

Request final  
transcript on  
naviance

Take the CHS  
exit survey on  
naviance



# What you should be doing NOW


1. Check out the financial aid resources on the CHS Counseling webpage CHS webpage
2. Look at www.fastweb.com, etc. for scholarships (one of the few .coms we “ok” for scholarships)
3. Check with businesses, your work, family member’s work etc. to see if they offer scholarships.
4. Check out the [paying for college resource page](#) on the VSAC website



The VSAC Scholarship Book is available at  
[www.vsac.org](http://www.vsac.org)

\*you can order hard copies via the VSAC website

- The deadline is **February 11 , 2026**.
- DO NOT WAIT UNTIL THE LAST MINUTE!!  
VSAC will not give extensions. You may risk materials “not being received” in time if you cut it too close. Reduce the stress. Do it early!
- Remember, you can't win if you don't play.  
Plug this date into your calendar now.  
(recipients notified before May 1)



# Who is eligible for these scholarships?

Everyone will be eligible for at least one, but most people will be eligible for 3-5 scholarships.

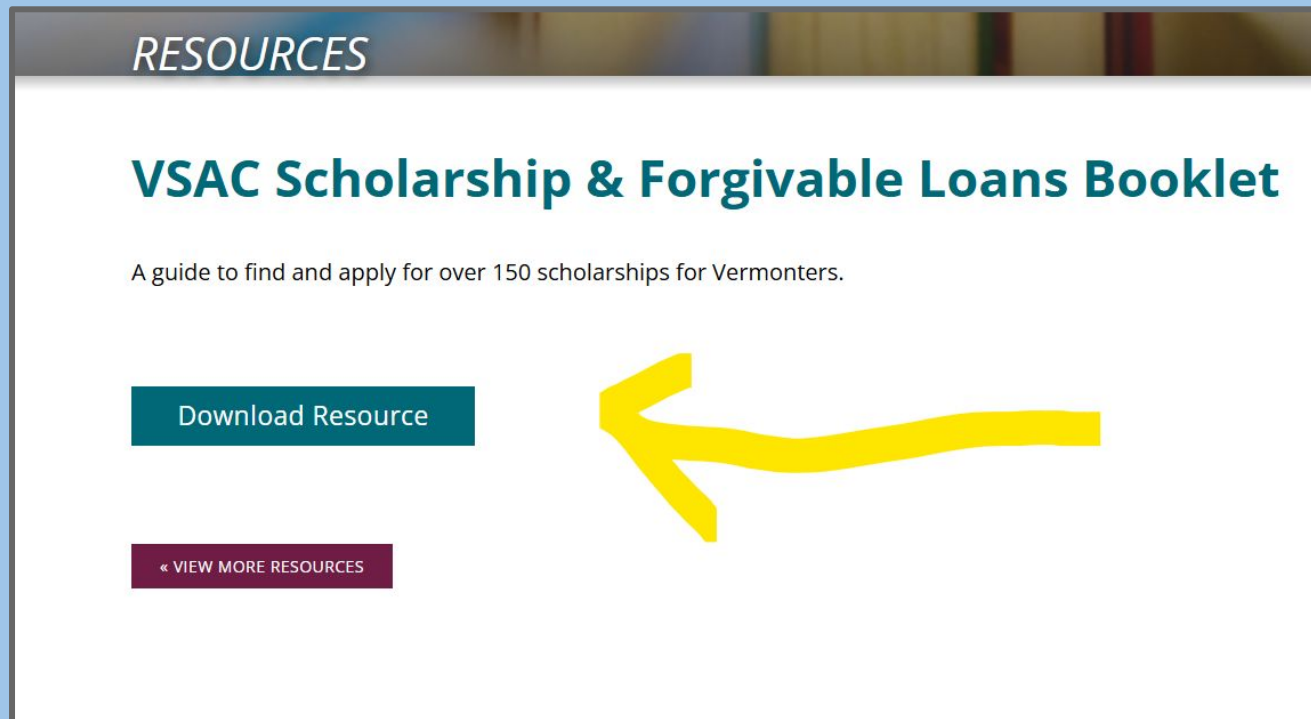
- We'll look at a specific scholarship and I'll show you how you can tell if you are eligible.
- Statistically only  $\frac{1}{3}$  of students will apply for these scholarships so be part of that  $\frac{1}{3}$  and apply. Don't miss out on free money!





# Open up your computers and google...

1. “VSAC scholarship booklet” and go to the VSAC website
  2. Click the button on the VSAC website to “download resource.”
- \*This will bring you to the booklet.



# How do I apply?

- ★ There is just one application that is good for ALL the scholarships.
  - \*Reminder: the booklet and application can be found on [www.vsac.org](http://www.vsac.org).
- ★ When in doubt go back to page one in the booklet. All the directions are there.



# How will I know what documents I need to apply?

- Each scholarship will tell you which documents you will need to submit.
- If you need transcripts sent, let your counselor know via email with at least a couple of days' notice and we can upload an official transcript for you.
- **You MUST do the Unified Scholarship Application (USA) before we can upload anything to VSAC.**




# If you need a letter of recommendation



- If you need a letter of recommendation from your school counselor or a teacher *and they've already written you one*, let them know via email and give them about **3 days** to upload it to VSAC for you.
- You'll need to let your teachers know that they'll need to change the wording and format (per the details in the VSAC Scholarship Book. See slide 12 coming right up).
- If you haven't already asked for a letter or recommendation and you need one, you will need to give the recommender **3-4 weeks** to write one.
- \*Check out page 5 in the booklet for the types of letters of rec you may need.

# Do I need to write an Essay?

- Yes– BUT it's short and outlined for you in the booklet (page 6).







# Non VSAC Scholarships in the book

- Back of the booklet
- Different application process



# → scroll to page 28- Nichols

Don't worry about the academic achievement and financial need. Compared to the folks you apply against, you may be the most eligible. No specific benchmarks. You never know. Just APPLY.



You can see how many people apply

## NICHOLS

Any student

Undergrad program

Full time

### Nichols Family Scholarship

This scholarship was established in 2015 to honor Francis and Louise Nichols and their children, William Nichols and Sarah Nichols Gruenig. The intent of this program is to ease the financial burden of a college degree for Vermont students who have faced adversity in their lives and/or overcome hardship.

#### Eligibility:

- Seek an undergraduate degree
- Enroll full time
- Demonstrate academic achievement (minimum 2.5 cumulative GPA on a 4.0 scale)
- Demonstrate financial need
- Demonstrate resilience in the face of adversity and/or hardship
- Attend an accredited school approved for federal Title IV funding (Pell grants, federal Direct loans)

**Required documents:** Unified Scholarship Application, FAFSA, one recommendation letter #1 (non-relative), essay #1 (general essay; *include specific examples of ways in which you have demonstrated resilience in the face of adversity and/or overcome hardship in your life*), and transcript

**Renewability:** May be renewable for up to three additional years.

**Amount:** Two scholarships up to \$6,250 each\*

**Selection:** Academic achievement, financial need, recommendation letter, and essay

**Estimated applicants:** 863

**Estimated awards:** 2

That could be you!

See how many scholarships are given

the 4/30/24 deadline! [LEARN MORE](#)

Create a VSAC account (if you haven't already). Click on the MyVSAC rectangle on the top of the page (can get here from most every page.

[MyVSAC](#)

[Make a Payment](#)

[Search](#)

Menu

g for College

# Assisted Scholarships

olarships



# Friendly reminder about thank you notes



# VSAC Scholarship Steps

1. **Make a VSAC account (under MyVSAC tab)**
2. **Go through the scholarship book & mark down which ones you are eligible for**
3. **Do the Unified Scholarship Application (USA) where you have to list off all the scholarships you will be applying for**
4. **Note what materials are needed for each scholarship you are applying for**
5. **Ask for letters of recommendation from teacher/counselor (you can have them email it to your counselor to be uploaded from our end)**
6. **Ask your counselor for your transcript to be uploaded from our end via email**
7. **Write your essay/s**
8. **Upload everything they require to your VSAC account from your end by 2/11, but hopefully well before.**
9. **Apply for the Non-VSAC scholarships from the back of the book based on their individual instructions and deadlines**