

Colchester High School
9-12
School Report

Enrollment

Grade Level	Students
9	167
10	142
11	169
12	157
13	7
Total	642



Demographics

Demographic	Number of students in each demographic	Percentage of total student population
Students eligible for Special Education services	88	14%
Students eligible for 504 plans	69	11%
Students eligible for EST plans	37	6%
English Language Learners	15	2%
Students qualifying for free/reduced lunch	165	26%



93%
graduation
rate



Post Secondary Plans


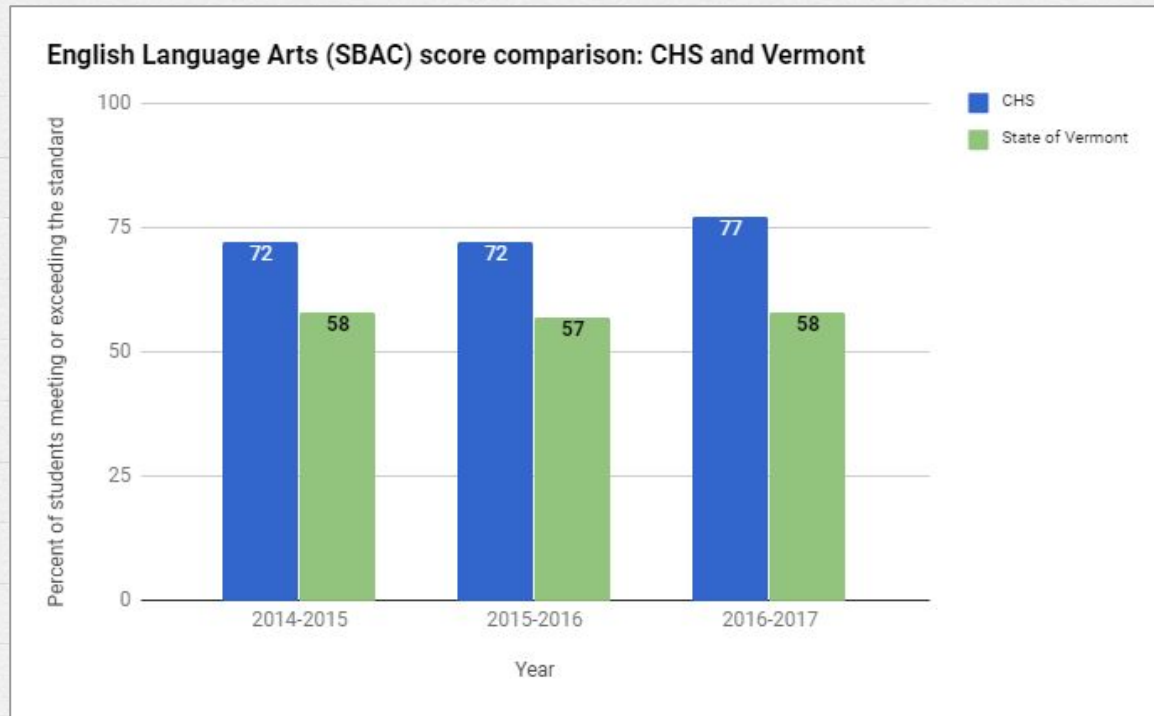
	Graduating Class of 2014	Graduating Class of 2015	Graduating Class of 2016	Graduating Class of 2017
4 year college	50%	61%	55%	60%
2 year college	8%	6%	9%	10%
Employment	6%	3%	7%	6%
Military	2%	5%	3%	3%
Other*	18%	13%	6%	12%
Unknown	16%	12%	20%	9%

**Apprenticeship Program, College Prep School, Year Off, etc.*

Senior Survey from VSAC

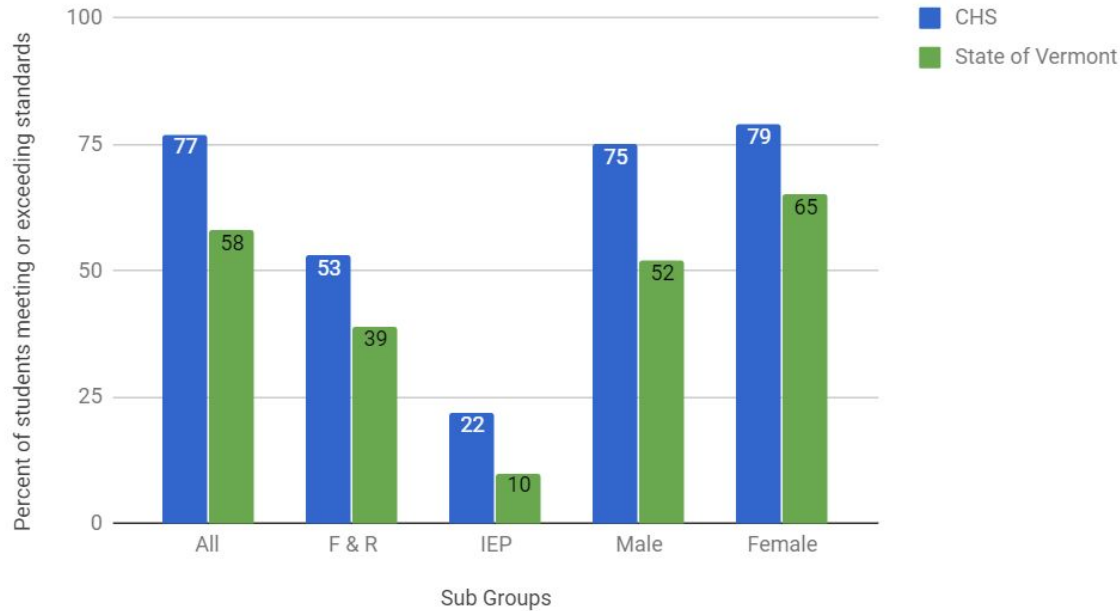
	Strongly Agree/ Agree	Strongly Agree/ Agree/ Neutral
My high school provided a good education	88%	95%
My high school provided the guidance needed to reach my goals	82%	94%
My high school helping in learning the skills needed to be successful in work and college	74%	93%
My high school cared about me as an individual	80%	93%

ELA SBAC: CHS and State Comparison



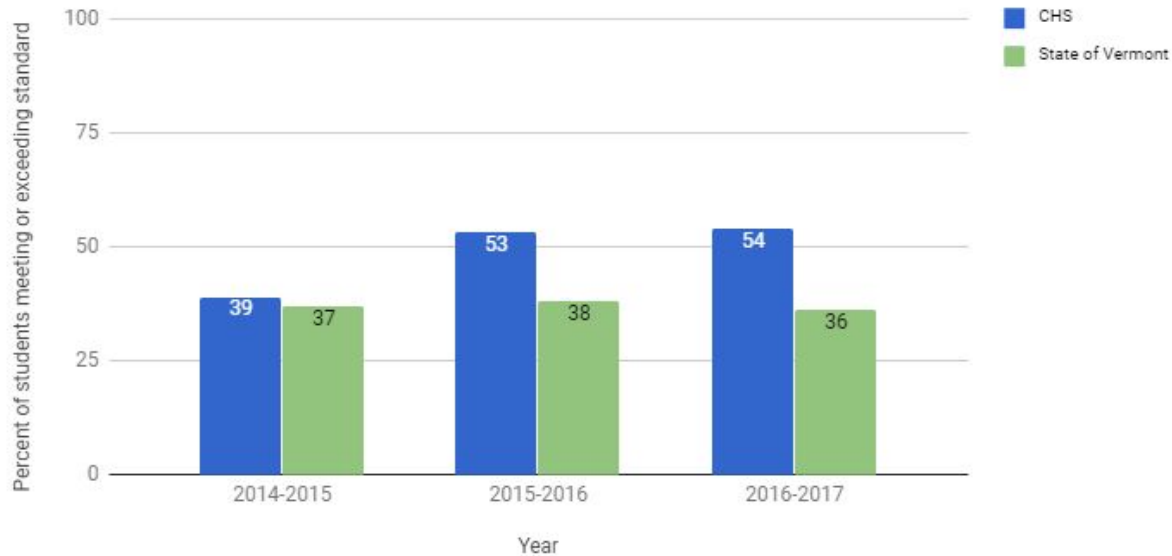
ELA SBAC: CHS and State Comparison

Disaggregated ELA Data for Sub Groups: CHS and State Comparison



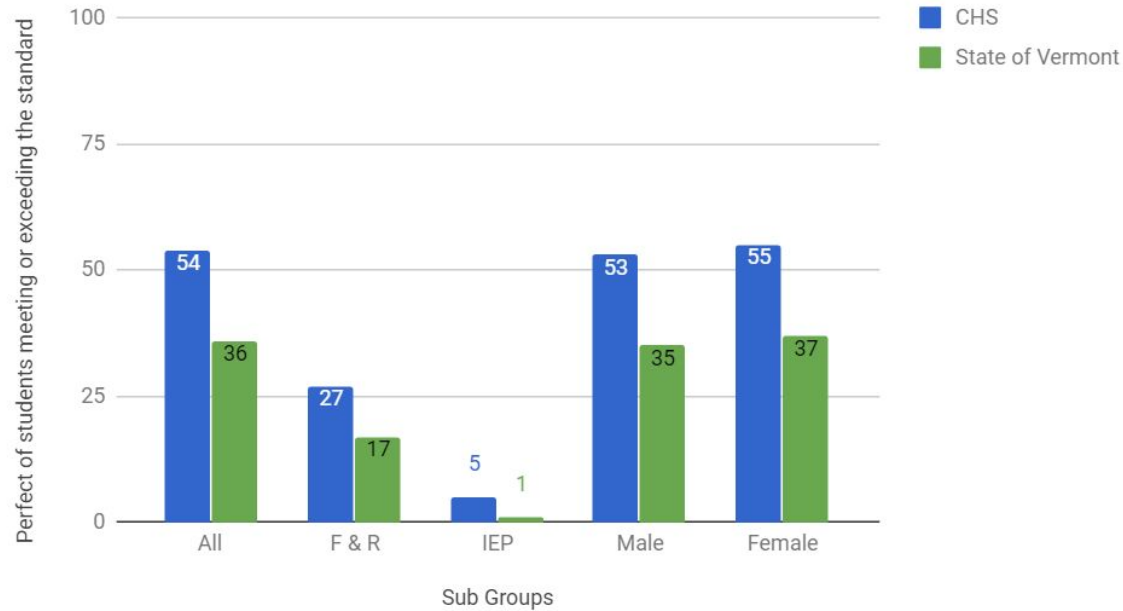
Math SBAC: CHS and State Comparison

Math (SBAC) score comparison: CHS and State of Vermont



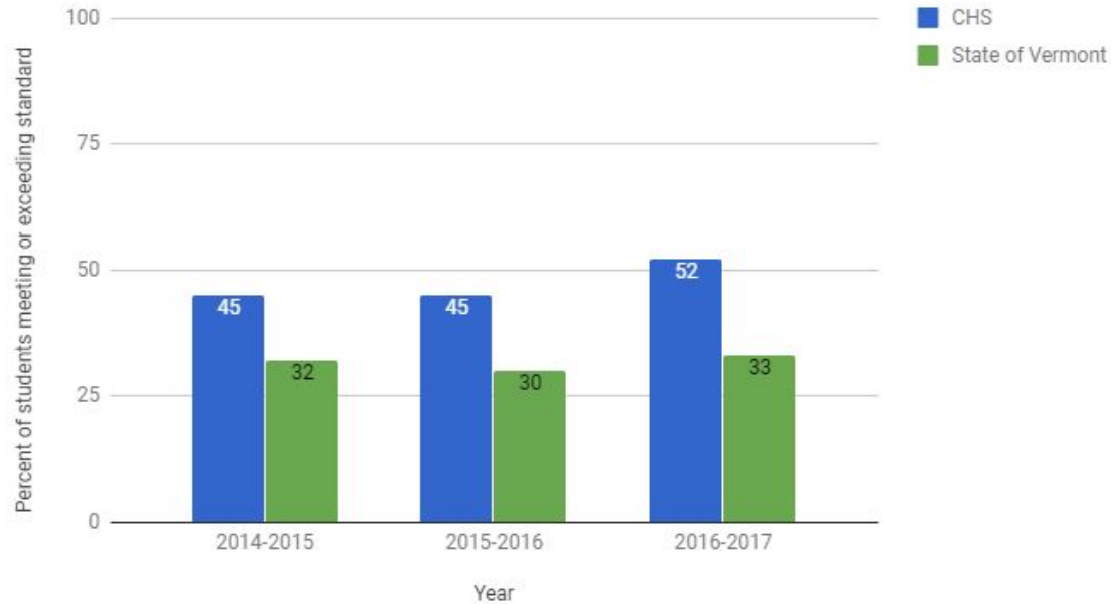
Math SBAC: CHS and State Comparison

Disaggregated Math Data for Sub Groups: CHS and State comparison



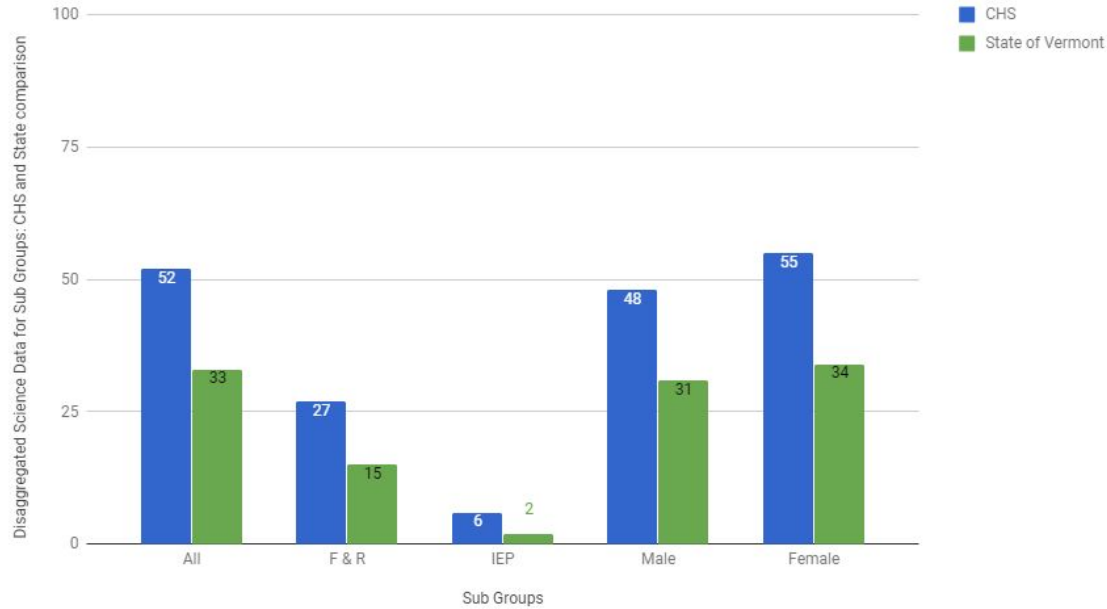
Science NECAP: CHS and State Comparison

Science (NECAP) score comparison: CHS and State of Vermont



Science NECAP: CHS and State Comparison

Disaggregated Science Data for Sub Groups: CHS and State comparison



Flexible Pathways

- Advanced Placement
- Dual Enrollment
- Virtual High School (VHS)
- Technical Centers (CTE/BTC)
- TIPS Program - Internships
- Extended Learning
- Target Graduation
- Options Credit
- CAP
- Extended Educational Trips
- Governor's Institute
- Laker Learning Lab

CHS Essential Expectations

THINK: Critically and Creatively

The CHS graduate demonstrates critical and creative thinking across multiple modalities (artistically, verbally, graphically, numerically, textually, physically).

COMMUNICATE: Thoughtfully and Effectively

The CHS graduate communicates complex thoughts and ideas effectively in a variety of ways (artistically, verbally, graphically, numerically, textually, physically).

ACT: Responsibly and Ethically

The CHS graduate acts as responsible citizen, makes connections, and engages with the local and global community.

LEARN: Continuously and Mindfully

The CHS graduate applies the skills and habits of mind that foster lifelong learning and personal growth.



Technical Centers (BTC and CTE)

	2014-2015	2015-2016	2016-2017	2017-2018
Center for Technology Essex (CTE)	36	54	56	44
Burlington Technical Center (BTC)	32	26	22	20
Total CHS students in a technical program	68	80	78	64



Dual Enrollment

	2013-2014	2014-2015	2015-2016	2016-2017
CCV	21	28	63	52
UVM	14	13	12	15
Total Courses taken by CHS'ers	35	41	75	67



Virtual High School (VHS)

	2015-2016	2016-2017	2017-2018
Number VHS classes taken by CHS students	88	98	100 “spots”
Teachers/ Sections at CHS (dedicated to teaching VHS classes)	0.2 FTE / 2 Sections	0.3 FTE / 3 Sections	0.4 FTE / 4 Sections AP Spanish Creative Writing



AP Calculus BC x 3
 AP Economics x 2
 German Language and Culture
 Kindergarten Apprentice
 Business and Personal Law
 US History 1754-1877
 Geometry
 Algebra 1
 Algebra 2
 Economics
 Earth and Space Systems
 Statistics
 Economics
 US History 1877-Present
 Anatomy & Physiology
 Engineering Principles

Advanced Placement Courses

Year	# of students taking AP tests	# exams taken	# exams with scores of 3, 4, or 5
May 2012	175	319	131
May 2013	153	299	123
May 2014	146	263	121
May 2015	142	288	141
May 2016	148	296	166
May 2017	163	326	168

**We offer
10 AP
courses**

AP Art	AP Calculus	AP Statistics	AP European History	AP English Language
AP Biology	AP Physics	AP Literature	AP U.S. History	AP Chemistry



**~75% of
students
participate in
co-curriculars**

Athletics:

Football	Field Hockey
Golf	Boy's Soccer
Girl's Soccer	Cross Country
Wrestling	Dance
Alpine Skiing	Nordic Skiing
Boy's Ice Hockey	Girl's Ice Hockey
Boy's Basketball	Girl's Basketball
Baseball	Softball
Boy's Tennis	Girl's Tennis
Boy's Lacrosse	Girl's Lacrosse
Tack and Field	Ultimate Frisbee Club

Co-Curriculars:

Art Club	Journalism
Debate Team	Math League
Forensics	CHS Cares
Climbing	QSA
Green Team	Yearbook
Student Government	
National Honor Society	
Colchester Theater Company	
International Club	
Backcountry Skiing	
Mountain Biking	

Planning Room Activity and Behavior Referrals

❑ **Teacher/Staff Referral → 299**

- ❖ Fighting (3)
- ❖ Possession of weapon (2)
- ❖ Sale/Distribution of Drugs, Alcohol, Tobacco (2)
- ❖ Use/Possession of Drugs, Alcohol, Tobacco (4)
- ❖ Hazing/Harassment/Bullying (9)
- ❖ Other: plagiarism, inappropriate behavior, excessive class cuts, classroom disruption, etc

In School Suspensions = 35

Out of School Suspensions = 33

❑ **Self-Referral → 296**

❑ **Work Space → 321**

CHS Health Services

Year	# CPT	# First Call	# DCF
2008-2009	95	11	
2009-2010	158	22	
2010-2011	158	11	
2011-2012	147	19	
2012-2013	169	22	24
2013-2014	174	24	25
2014-2015	143	19	18
2015-2016	212	33	49
2016-2017	190	19	51

Where are we going from here?

Equity and Excellence

in a climate of

Respect, Responsibility, and Pride



Equity

How do we ensure that all students experience learning environments that are supportive and affirming for all students?

- ☐ Equity Conversations: Case Studies (con't from 16-17)
- ☐ Mental Health: PD for Classroom Teachers and CHS Changes Program
- ☐ Gender: Student-led PD for teachers (L3)

Coming to a Board meeting soon...

- ❑ Flexible Pathways: Laker Learning Lab
- ❑ Proficiency-Based Learning
- ❑ ESSA (testing!) changes



Equity and Excellence
in a climate of
Respect, Responsibility, and Pride

