



# CHS School Report

---

November 6, 2018  
Heather Baron  
CHS Principal

# Overview


- School Enrollment & Demographics
- Student Climate and Behavior Data
- 9-12 Professional Learning - Continuous Improvement



# Enrollment and Demographics

# CHS Enrollment

Grade level	Students
9th	165
10th	173
11th	136
12th	157
13th	4
<b>Total</b>	<b>635</b>



# CHS Demographics

Demographic group	Number of students in each demographic	Percentage of total student population
Students eligible for Special Education services	98	15.5%
Students eligible for 504 plans	73	11.5%
Students eligible for EST plans	41	6.5%
English Language Learners	18	3%
Students Qualifying for Free and Reduced Lunch	191	30%

33.5%

# Post Secondary Plans

**94%**  
Graduation Rate

	Graduating Class of 2014	Graduating Class of 2015	Graduating Class of 2016	Graduating Class of 2017	Graduating Class of 2018
<b>4 year college</b>	50%	61%	55%	60%	53%
<b>2 year college</b>	8%	6%	9%	10%	9%
<b>Employment</b>	6%	3%	7%	6%	7%
<b>Military</b>	2%	5%	3%	3%	2%
<b>Other</b>	18%	13%	6%	12%	16%
<b>Unknown</b>	16%	12%	20%	9%	13%

# Flexible Pathways

Advanced Placement    Dual Enrollment/Concurrent Enrollment    Virtual High School (VHS)  
Technical Centers (CTE/BTC)    Target Graduation    Options Credit    Alternative Senior Year  
Colchester Alternative Program    Extended Educational Trips (France, Andros, Costa Rica, Ecuador)  
Governor's Institute    TIPS Program - Internships    Extended Learning    Laker Learning Lab

# Technical Centers (BTC and CTE)



	2014-2015	2015-2016	2016-2017	2017-2018	2018-2019
Center for Technology Essex (CTE)	36	54	56	44	28
Burlington Technical Center (BTC)	32	26	22	20	23
<b>Total CHS students in a technical program</b>	<b>68</b>	<b>80</b>	<b>78</b>	<b>64</b>	<b>51</b>



# Dual Enrollment and Early College



	2013-2014	2014-2015	2015-2016	2016-2017	2017-2018
CCV	21	28	52	51	34
UVM	14	13	12	15	16
<b>Total Courses taken by CHS'ers</b>	<b>35</b>	<b>41</b>	<b>75</b>	<b>67</b>	<b>50</b>

Early College	2016-2017	2017-2018	2018-2019
	<b>7</b>	<b>10</b>	<b>4</b>


# Virtual High School (VHS)



	2015-2016	2016-2017	2017-2018	2018-2019
Number VHS classes taken by CHS students	60	100	48	31 <i>(Currently)</i>
Teachers/ Sections at CHS (dedicated to teaching VHS classes)	0.2 FTE / 2 Sections	0.3 FTE / 3 Sections	0.4 FTE / 4 Sections AP Spanish Creative Writing	0.2 FTE / 2 Sections AP Spanish

- AP Calculus BC
- AP Economics
- German Language and Culture
- Kindergarten Apprentice
- Business and Personal Law
- US History 1754-1877
- Geometry
- Algebra 1
- Algebra 2
- Economics
- Earth and Space Systems
- Statistics
- Economics
- US History 1877-Present
- Anatomy & Physiology
- Engineering Principles

# Advanced Placement Courses



Year	# of students taking AP class	# of students taking ONE AP class	# of students taking TWO AP classes	# of students taking THREE or more AP classes
'12-13	158	61	53	44
'13-14	147	61	57	29
'14-15	142	52	44	46
'15-16	148	59	42	47
'16-17	163	56	64	43
'17-18	142	48	52	42

## We offer 11 AP courses:

Art  
Biology  
Chemistry  
Calculus  
English Language  
English Literature  
Environmental Science  
European History  
Physics  
Statistics  
U.S. History

# Laker Learning Lab (L3)



# **Student** **Climate and** **Behavior Data**

# Planning Room Activity and Behavior Referrals 2017-2018

## ❑ Teacher/Staff Referral → 299

- ❖ Fighting (4)
- ❖ Possession of weapon (2)
- ❖ Sale/Distribution of Drugs, Alcohol, Tobacco (2)
- ❖ Use/Possession of Drugs, Alcohol, Tobacco (18)
  - 2016-2017 (4)
- ❖ Hazing/Harassment/Bullying (7)
- ❖ Other: plagiarism, inappropriate behavior, excessive class cuts, classroom disruption, etc

In School Suspensions = 46 (35)

Out of School Suspensions = 45 (33)

## ❑ Self-Referral → 318

→ 800

## ❑ Work Space → 482

# CHS Health Services

Year	# CPT	# DCF	# First Call
2008-2009	95		11
2009-2010	158		22
2010-2011	158		11
2011-2012	147		19
2012-2013	169	24	22
2013-2014	174	25	24
2014-2015	143	18	19
2015-2016	212	49	33
2016-2017	190	51	19
2017-2018	216	81	25

September 2018

CPT 39

DCF 11

First Call 4


October 2018

CPT 32

DCF 11


First Call 5

# Senior Survey from VSAC



	Strongly Agree/ Agree	Strongly Agree/ Agree/ Neutral
My high school provided a good education	85%	98%
My high school provided the guidance needed to reach my goals	81%	98%
My high school cared about me as an individual	82%	97%





## Co-Curriculars:

Art Club  
Journalism  
Debate Team  
Math League  
Forensics  
CHS Cares  
Climbing  
QSA  
Film Club  
Green Team  
Yearbook  
Student Government  
National Honor Society  
Colchester Theater Company  
International Club  
Backcountry Skiing  
Mountain Biking

**Bass Fishing Club  
State Champs!**

75%

of students  
participate in  
co-curriculars



## Athletics:

Football  
Field Hockey  
Golf  
Boy's Soccer  
Girl's Soccer  
Cross Country  
Wrestling  
Dance  
Alpine Skiing  
Nordic Skiing  
Boy's Ice Hockey  
Girl's Ice Hockey  
Boy's Basketball  
Girl's Basketball  
Baseball  
Softball  
Boy's Tennis  
Girl's Tennis  
Boy's Lacrosse  
Girl's Lacrosse  
Tack and Field  
Ultimate Frisbee Club

# Highlights:

## Continuous Improvement Plan

# CHS Continuous Improvement Plan



## Personalization and Instruction

Laker Learning Lab  
Flexible Pathways  
Classroom Instruction

## Proficiency-Based Learning

Senior Seminar/Capstone (Essential Expectations)  
Tracking and communicating proficiency in PowerSchool  
*Communication and Families*

## Mental Health and Wellness

Changes  
Family-Partnership  
Fostering Resilience, Trauma Informed School  
*Communication and Families*

# Questions?

