



# CSD K-2 School Report

---

October 2, 2018

Porters Point School: Carolyn Millham, Principal  
Union Memorial School: Chris Antonicci, Principal

# Overview

- Highlights from PPS & UMS
- School enrollment & demographics
- School climate and teacher qualifications
- Student behavior & health data
- K-2 Professional learning - Continuous Improvement



# Highlights

from  
PPS and UMS

# Highlights - Porters Point School



PPS March 2018 Inservice Schedule

Time	Topic	Location
8:00 - 11:00	All PPS Teachers & Administrators	PPS Cafeteria
9:00 - 12:00	Leadership Training: Addressing Bias in the Classroom, Part 2	PPS Cafeteria
11:00 - 12:00	Leadership Training: Addressing Bias in the Classroom, Part 1	PPS Cafeteria
12:00 - 12:30	Lunch and PD	PPS Cafeteria
12:30 - 1:00	Professional Learning Community Meeting	PPS Cafeteria
1:00 - 2:00	Professional Learning Community Meeting	PPS Cafeteria
2:00 - 3:00	Professional Learning Community Meeting	PPS Cafeteria
3:00 - 4:00	Professional Learning Community Meeting	PPS Cafeteria
4:00 - 5:00	Professional Learning Community Meeting	PPS Cafeteria

# Highlights - Porters Point School



# UNION MEMORIAL SCHOOL



WELCOME BACK BBQ



FUN RUN



SPECIAL PERSON DANCE




FAMILY SKATE

# Enrollment and Demographics

# PPS Enrollment


Grade level	Students	Classrooms	Average class size
Kindergarten	95	5	19
Grade 1	74	4	18.5
Grade 2	75	4	18.75
<b>Total</b>	<b>244</b>	<b>13</b>	<b>18.75</b>





# PPS Demographics

Demographic group	Number of students in each demographic	Percentage of total student population
Students receiving special education instruction/504 accommodations	28	12%
Students qualifying for subsidized meals	76	31%
English language instruction	12	5%



# Enrollment - UMS


Grade level	Students	Classrooms	Average class size
Kindergarten	82	4	20.5
Grade 1	85	4	21.3
Grade 2	78	4	19.5
<b>Total</b>	<b>245</b>	<b>12</b>	<b>20.4</b>



# Demographics - UMS

**Demographic**                      **Number of students in each demographic**                      **Percentage of total student population**

Students receiving special education instruction/504 accommodations	26	10.6%
Students qualifying for subsidized meals	93	38.3%
English language instruction	11	4.5%




# School Climate Information

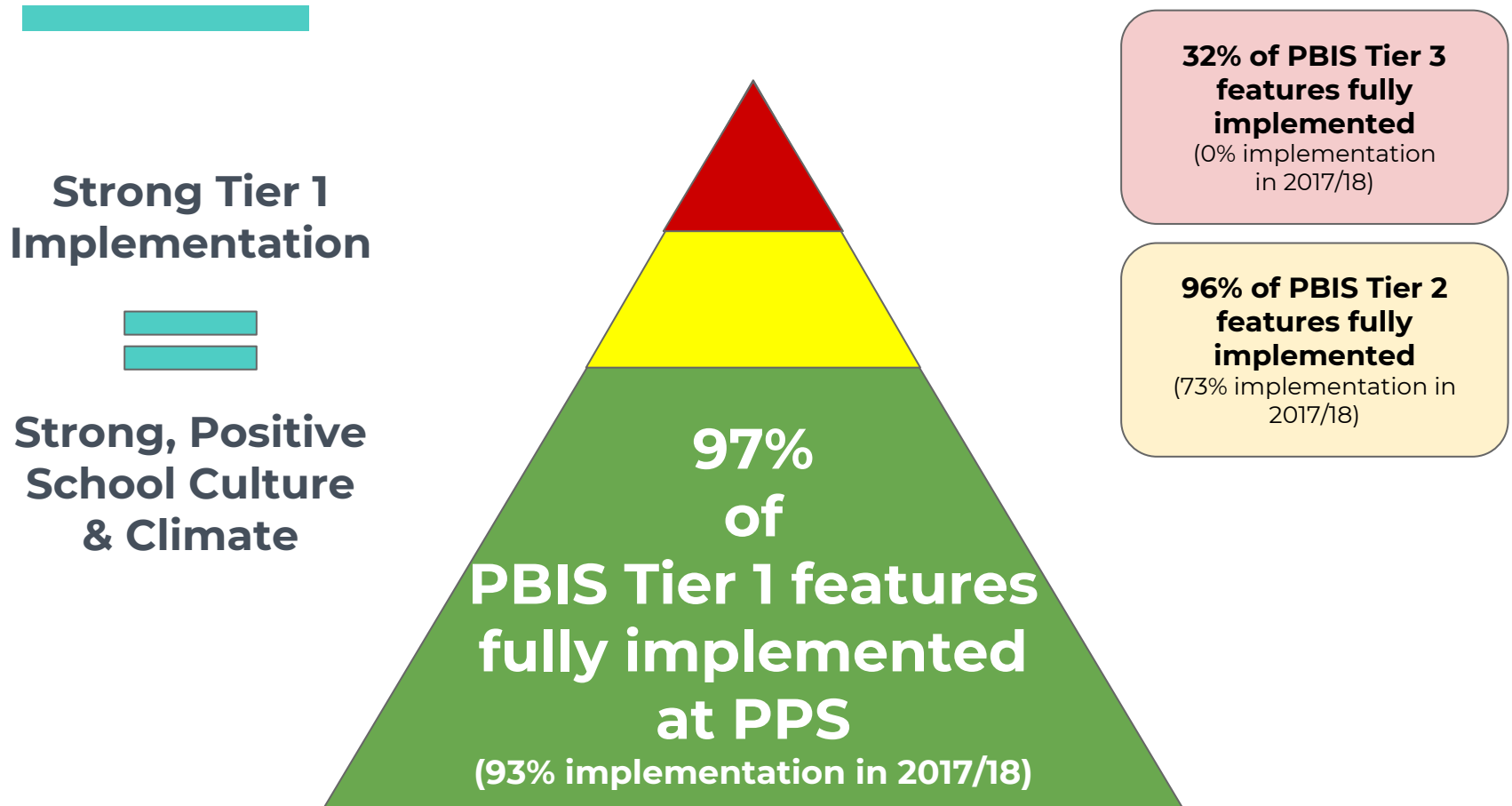
# PPS School Climate Information

## *Fall Family Feedback Survey 2017*

Families feel welcome	98%
Communication is effective	96%
Students feel safe and happy at school	98%
Bus transportation is working well	80%



# PPS Tiered Fidelity Inventory (Staff)



# Teacher Experience @ PPS

	Average years of experience	% with Masters degrees	% with Level 2 licenses
Grade level (13)	13.0	69.2%	61.5%
Unified Arts (4)	21.0	100%	100%
Special Education (3)	9.3	66%	100%
Guidance (1)	2.0	100%	100%
Title 1 Reading (1)	24.0	100%	100%
<b>Totals (22):</b>	<b>13.4</b>	<b>72.7%</b>	<b>68.2%</b>

All PPS teachers “Highly Qualified”

- Bachelor’s degree
- Full State certification
- Proven knowledge of subject area

# Climate Information - UMS

---

## PARENTS

Feel Welcome	98%
Child Enjoys Going to School	99%
Communication is Adequate	96%
Feel Their Child is Safe at UMS	99%
Feel They Receive a Timely Response	98%
Would Recommend UMS to Other Parents	99%



# Climate Information - UMS

## STUDENTS

Feel UMS is Safe	99%
Feel the Playground is Safe	95%
Feel the Bus is Safe	92%
Have Friends at UMS	99%
Know the School Rules	99%
Have an Adult They Can Talk To if Needed	99%

# Staff Experience - UMS



	Mean Years Teaching	% w/Masters Degree	% w/Level II License	% Highly Qualified
Classroom Teachers	15.8	33	100	100
Special Education	20.5	100	100	100
Unified Arts	24.8	50	100	100
Guidance	24.0	100	100	100
Title I	19.0	100	100	100
<b>Total Staff (21)</b>	<b>18.8</b>	<b>55.5</b>	<b>100</b>	<b>100</b>

# **Student Behavior Data**

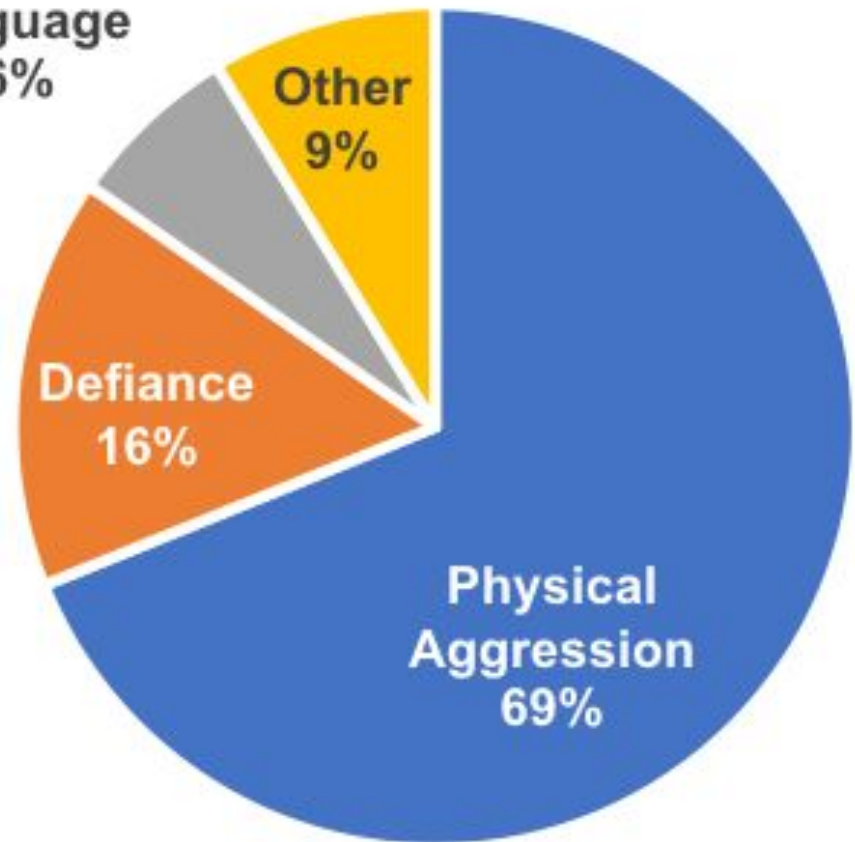
2017-2018

# Behavior by Type - PPS

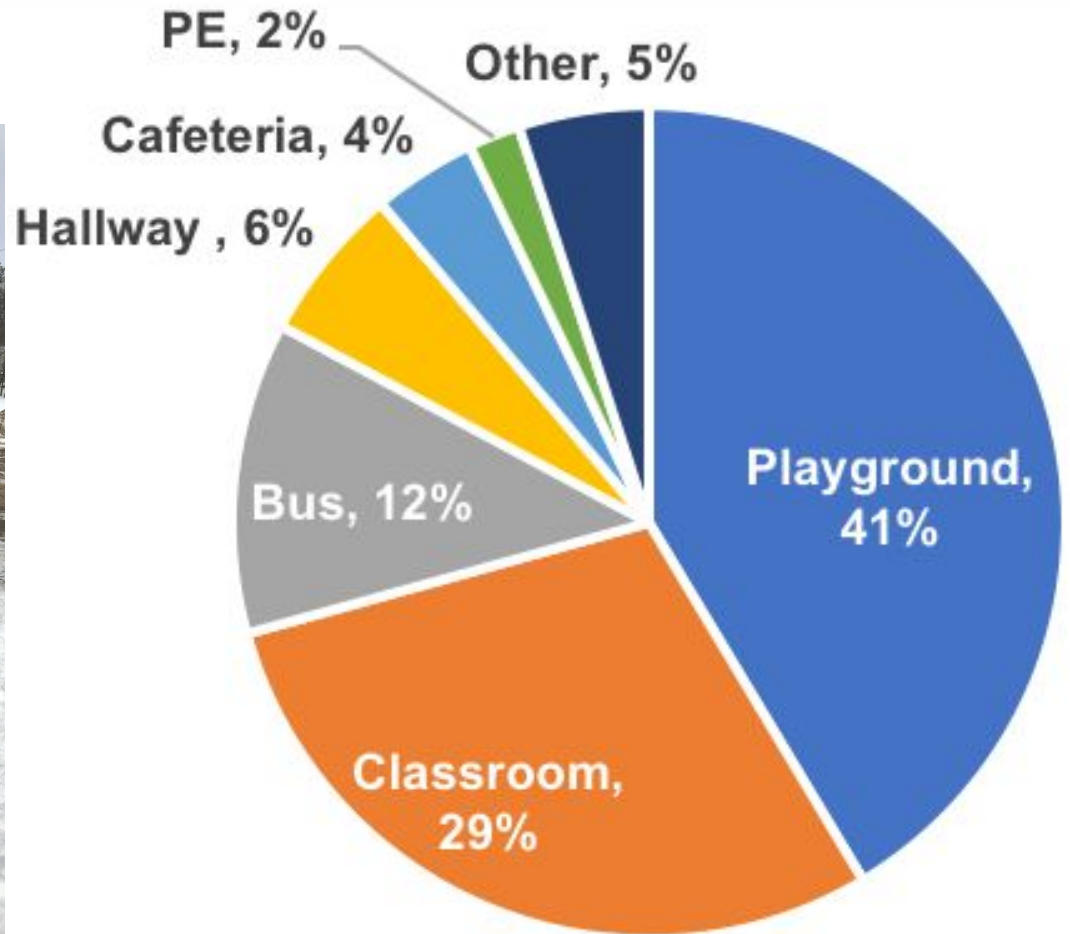
---



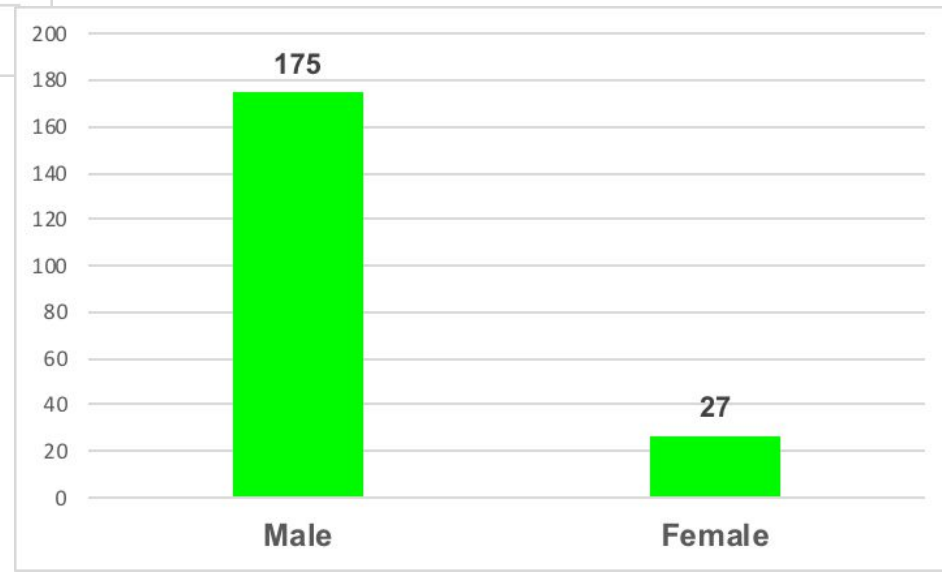
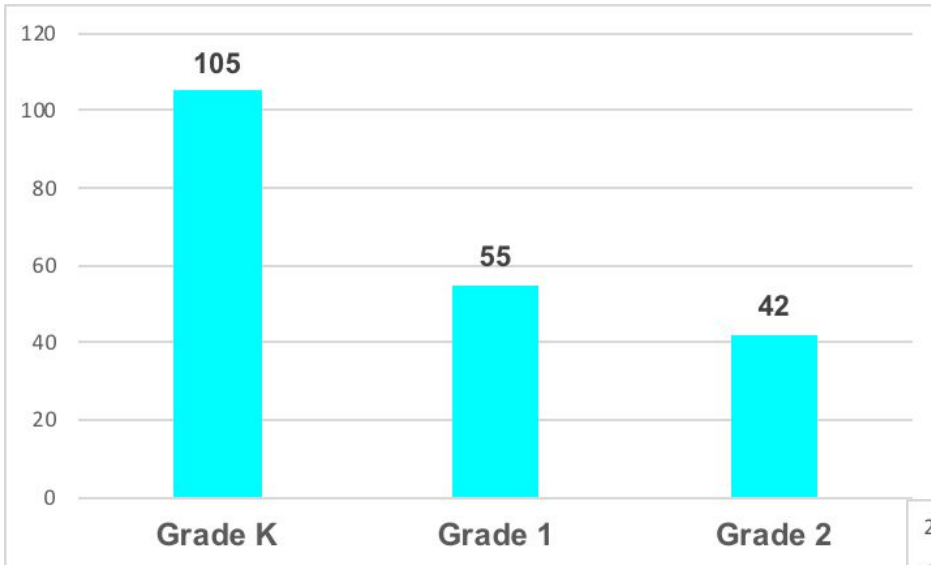
Inapprop.  
language  
6%



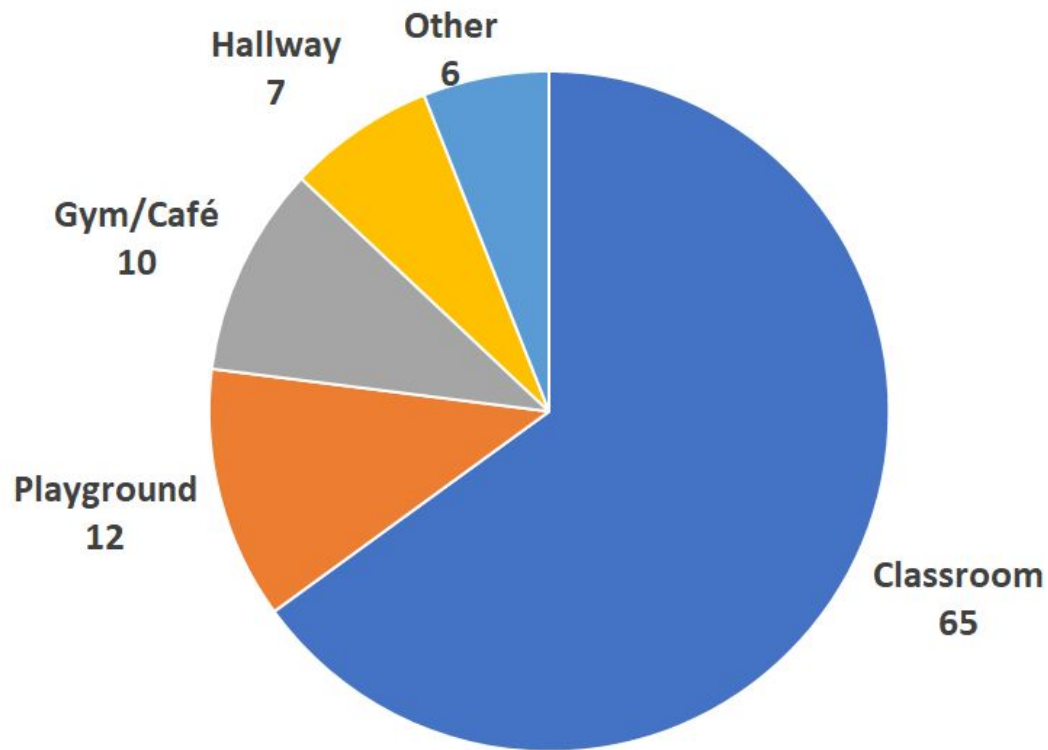
# Behavior by Location - PPS




# Behavior by Grade Level & Gender - PPS



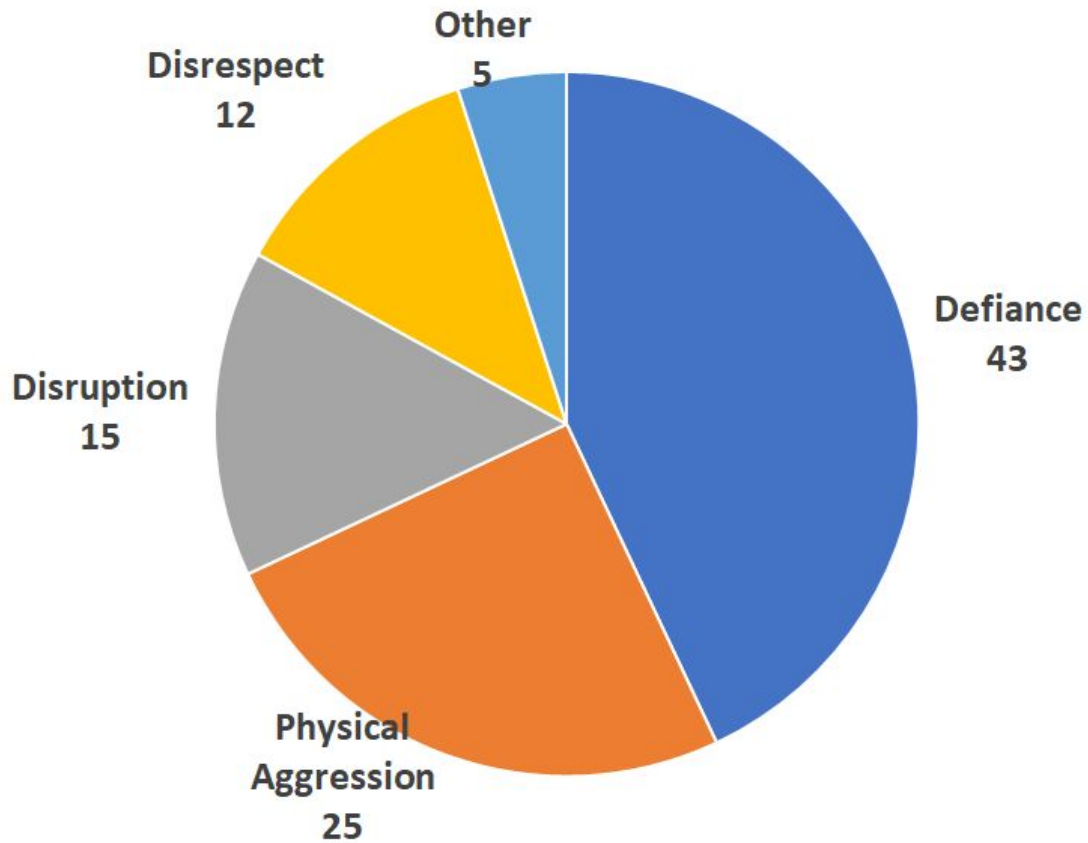
# Behavior Data - UMS



Behavior by Location



# Behavior Data - UMS



Behavior Type





# Health Information - PPS

---

Students Requiring Medication at School	25
Students with Chronic Health Conditions	60
Initial Screening for Hearing and Vision	180
Students Who Required a Second Screening	56
Students Referred for Further Evaluation	21
Child Protection Team (CPT) Meetings	13

# Health Information - UMS

---

Students Requiring Medication at School	33
Students with Chronic Health Conditions	98
Initial Screening for Hearing and Vision	173
Students Who Required a Second Screening	31
Students Referred for Further Evaluation	12
Child Protection Team (CPT) Meetings	12

# Highlights:

## Continuous Improvement Plan

# PPS Continuous Improvement Plan

---

## Goal #1

### MTSS - Academic

Implement new science units aligned to NGSS

## Goal #2

### MTSS - Academic

Implement learning targets, success criteria, & evidence-based instructional practices



## Goal #3

### MTSS - Behavior

Implement PBIS at all three Tiers, address groups with high behavior referrals

# Continuous Improvement Plan - UMS

## GOAL #1 MTSS: A

Adopt a new science program that aligns with NGSS.



## GOAL #2 MTSS: A

Explicitly teach the Interactive Strategies Approach.



## GOAL #3 MTSS: B

Implement PBIS at the tier 1/universal level.

