

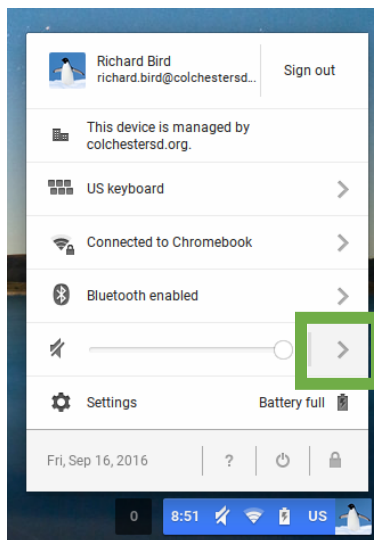
# Chromebook Sound Issues

## No sound coming from headphones

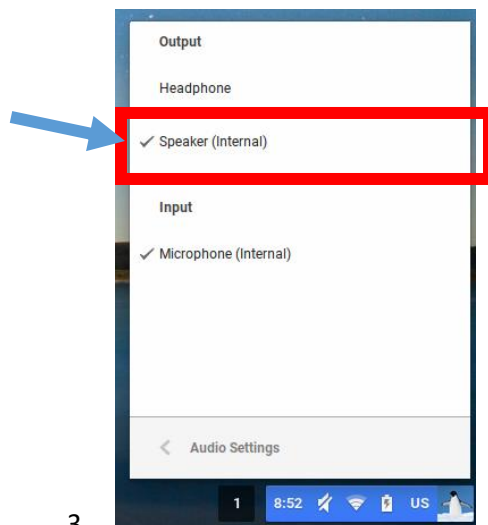
If there is no sound from headphones that are plugged into your Chromebook but there is sound when there are no headphones plugged in see below.



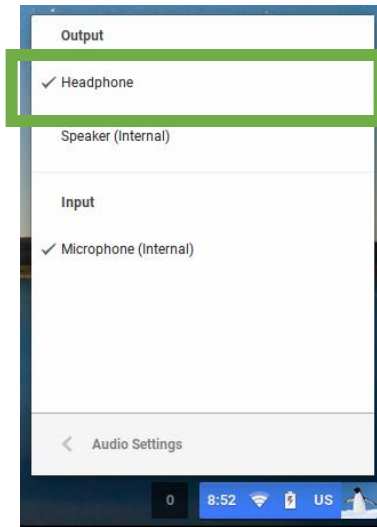
1. Click on this little bar in the bottom right-side corner of your screen



2. Click the small arrow next to the volume controls (in the green box above)



3. If your screen looks like the image above with the checkmark next to "Speaker" while you have headphones plugged in, then this is your problem.



4. Simply click the word “Headphone” and make sure the checkmark is now next to the “Headphone” option.

### No sound at all or Something stuck in the headphone jack

If you do not have any sound at all or there is something stuck in the headphone jack then simply submit a helpdesk ticket at <http://helpdesk.csdvt.org/portal> and someone will be able to further assist you.