




# FY'26 Budget



## Presentation Three Recommended Budget Scenarios




January 21, 2025



# DISTRICT ENROLLMENT



Past and Future	
<b>2009</b>	2,162
<b>2012</b>	2,144
<b>2015</b>	2,150
<b>2018</b>	2,106
<b>2021</b>	2,154
<b>2024 Current</b>	<b>2,202</b>
<b>2027</b>	<b>2,252</b>
<b>2030</b>	<b>2,303</b>
<b>2034</b>	<b>2,297</b>





# VERMONT EDUCATION QUALITY STANDARDS

**GRADES  
K-3**

**20 students  
per  
classroom**



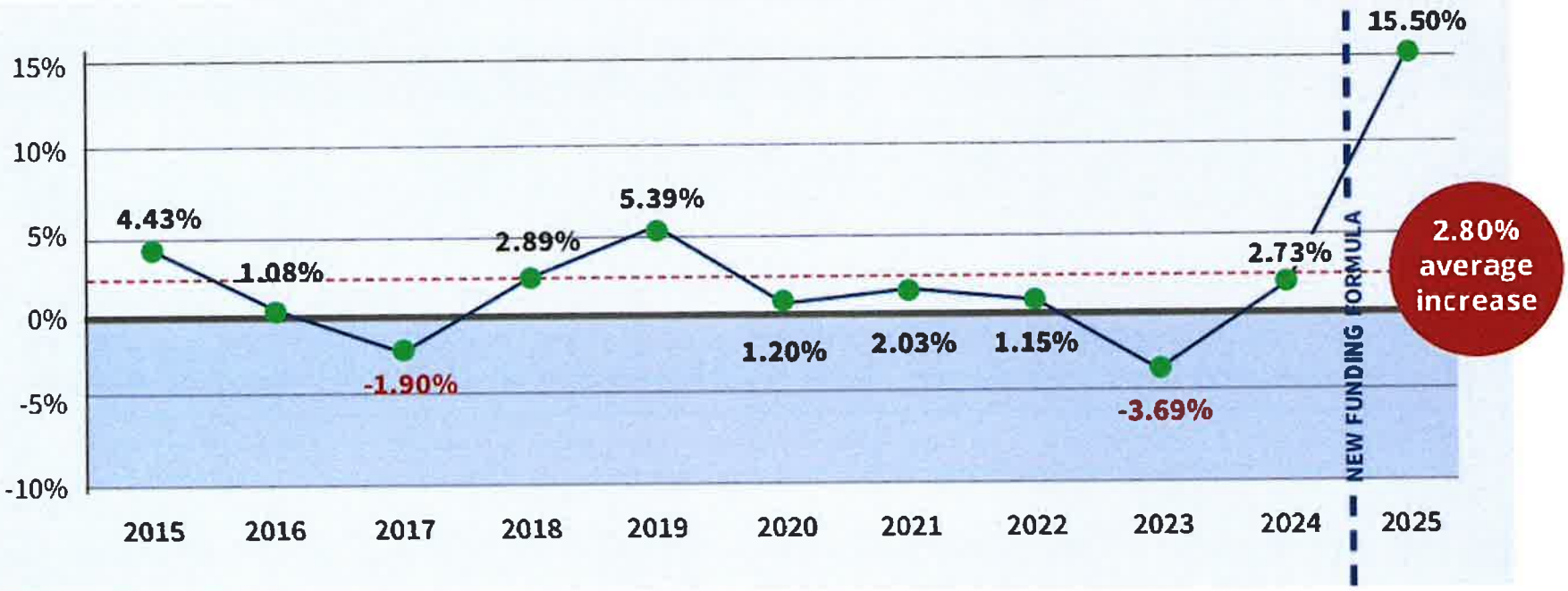
**GRADES  
4-12**

**25 students  
per  
classroom**

**100 students  
per teacher**



# CSD Historical Tax Increases

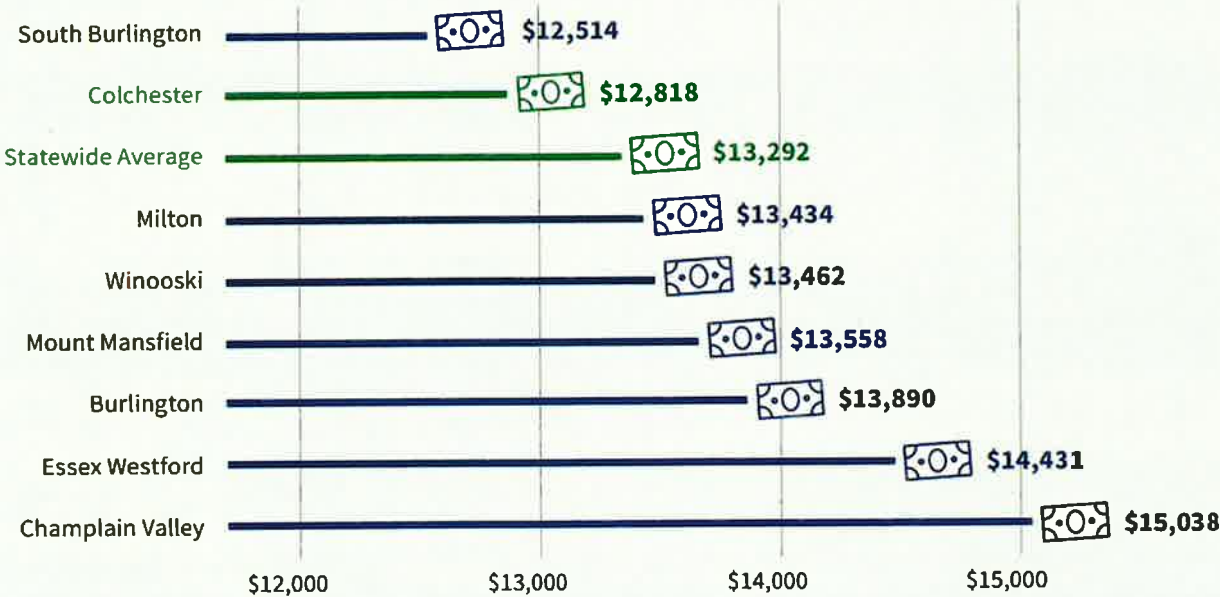


# FY25 Comparison

## Spending per Equalized Pupil

### FY'25 COMPARISON OF SPENDING PER EQUALIZED PUPIL

\*Numbers are estimated based on approved budgets



# Education Tax Calculation

Total Budget - Non-Tax Revenues = Education Spending



Education Spending / LTW ADM = Education Pending Per LTW ADM



Education Spending Per LTW ADM / Property Dollar Yield = Equalized Residential Tax Rate



Equalized Residential Tax Rate / Common Level of Appraisal (CLA) = Residential Tax Rate w/ CLA

*Note: The dollar yield is set by the state and will change.*

# FY26 Educational Tax Components

COMPONENT	SET BY	FY'26
<b><i>Dollar Yield (set by legislature)</i></b>	State	<b><i>\$8,553</i></b>
Income Yield	State	\$12,260
Estimated Ed Spending Increase \$	CSD	\$6,364,856
Per Pupil Spending	CSD	\$14,391
<b><i>Common Level of Appraisal (CLA)</i></b>	Town	<b><i>61.51%</i></b>
<b><i>Statewide Average CLA</i></b>	State	<b><i>72.36%</i></b>
Baseline Budget Increase \$	CSD	\$7,463,508
Baseline Budget Increase %	CSD	13.00%



# Budget Drivers

**Areas that have the greatest influence in increasing or decreasing the budget**

- Salaries
- State mandated district contributions to employee health benefits is proposed to increase by 11.9%
- Bond Payment
- Out of district placements/Professional Ed Services
- Food Service transfer
- Transportation








# Facilities Bond Information



Starting the project a year early causes some required additions to the operating budget. Borrowing in March would cause the following.

- In FY'25, the district would need to pay approximately \$280K in interest.
- In FY'26, the district would need to pay approximately \$1,121K in interest.
- In FY'25, the district would earn interest revenue on unspent funds of approximately \$245K.
- In FY'26, the district would earn interest revenue on unspent funds based on current expenditure projections of \$1 million.
- Interest earned cannot be used to pay interest owed. It needs to be spent in a fashion similar to the bond proceed (building improvements/renovations).



<b>Dec 1st Tax Commissioner predicted the estimated school tax increase to be 5.9%, Colchester is below that.</b>	<i>Current Yield Scenario B</i>	<i>Yield DOWN \$100</i>	<b>Yield DOWN \$200</b>
<b>Dollar Yield</b>	\$8,553	\$8,453	\$8,353
<b>Budget Amount</b>	\$64,889,466	\$64,889,466	\$64,889,466
<b>Increase \$</b>	\$7,463,508	\$7,463,508	\$7,463,508
<b>Increase %</b>	13.00%	13.00%	13.00%
<b>Estimated Tax Increase %</b>	<b>3.01%</b>	<b>4.30%</b>	<b>5.62%</b>
<b>Tax Rate Increase (cents)</b>	5.48	7.82	10.22
<b>Per Pupil Spending</b>	\$14,391	\$14,391	\$14,391



**COLCHESTER  
SCHOOL DISTRICT**

# Language



“

Shall the voters of the school district approve the school board to expend \$64,889,466, which is the amount the school board has determined to be necessary for the ensuing fiscal year? The Colchester School District estimates that this proposed budget, if approved, will result in per pupil education spending of \$14,391, which is 12.27% higher than per pupil education spending for the current year.

::  
:  
:  
:  
:  
:  
:

”

::  
:  
:  
:  
:  
:  
:





**Questions?**

