




Week 1

Day	Literacy	Math	Motor	Science/ Social Studies	Social Emotional
<p>Day 1</p> <p>Epic Book <a href="#">Round Like a Ball by Lisa Campbell Ernst</a></p> <p><a href="#">Ms. Nancy reading book of the day</a></p> <p>Used 1/10/22</p>	<p>Find the letters in your name in the ABC's provided</p>	<p>Pick 5 items out of your Remote Learning Materials and put them in order from smallest to biggest. Now reorder them from biggest to smallest.</p>	<p>Using clothes pin, pick up pompoms and sort into color piles</p> 	<p>Walk around your neighborhood and find things that are round like a ball.</p> <p>OR your home</p>	<p>Use chalk to draw a happy face a sad face an OK face</p>  
<p>Day 2</p> <p>Epic Book: <a href="#">A Squiggly Story by Andrew Larsen</a></p> <p><a href="#">Ms. Nancy reading book of the day</a></p> <p>Used 1/13/22</p>	<p>Put the upper case ABC's in order from A-Z</p>	<p>With a partner, each roll one dice at the same time. Who has "more than" the other? Tally mark to 5.</p> <p><a href="#">Math Ms. Nancy: "More Than" with Tally Marks</a></p>	<p>Draw a picture in your journal using a pincer grasp to hold your crayon. Tell your grownup about your picture.</p>	<p>Nature scavenger hunt in your house: What items do you have in your house that come from nature? Shells? Plants? Pets?</p>	<p>Look at the feelings chart. How are you feeling? Why do you feel that way?</p>
<p>Day 3</p> <p><a href="#">I Know Numbers by Joe Welzen</a></p> <p><a href="#">Ms. Nancy reading the book of the day</a></p>	<p>Put the lower case ABC's in order from A-Z</p>	<p>Roll dice and create the number on your math hands</p> <p><a href="#">Ms Darcie's Math Hands</a></p>	<p>Use chalk to make a hopscotch outside - play hopscotch, rules and directions below OR</p>	<p>Spend some time picking up litter in your neighborhood. What did you find? Where should it go?</p>	<p>When was the last time you felt mad? What happened? Draw a picture of it in your journal.</p>

<p>Used 1/14/22</p>			<p>Put the string for your beads on the floor. Hop over it 5 times going forward and 5 times hopping backwards.</p>	<p>(Trash, recycling, compost)</p>	
<p>Day 4</p> <p>Epic Book:  <a href="#">Sky Color by Peter Reynolds</a></p> <p><a href="#">Ms. Nancy reading the book of the day</a></p>	<p>Pick 5 Alphabet cards and make the correct letter sound.</p> <p><a href="#">letter sounds</a></p>	<p>Pick a domino. Count the dots. Find the numeral that matches the number of dots on the domino. Repeat 5 times.</p>	<p>Complete the lacing card in your Remote Learning Materials</p>	<p>Color mixing:          Using your water color paints, mix red and blue to create purple!          Mix yellow and blue to make green.          Mix red and yellow to make orange.</p>	<p>Did you like the book from the read aloud? Tell your grown up why you liked it/didn't like it.</p>

## Hopscotch – The Rules & How to Play

### **Step 1** Draw a hopscotch grid on the ground

Chalk is the best for drawing on a patio, stone or concrete. The squares need to be big enough to fit one foot in and to make sure that a stone thrown into it will not bounce out too easily.

We've designed a grid to go with the Make Your Move Hopscotch Challenge (see next page) but you can use any combinations of single or double boxes.

### **Step 2** Throw your stone into square one

The stone has to land in the square without touching the border or bouncing out. If you don't get it within the lines you lose your turn and have to pass the stone onto the next person. If your stone lands in the square correctly, you go onto the next step.

### **Step 3** Hopping and jumping through the grid

Hop through the squares skipping the one you have your stone in. Each square gets one foot - your starting foot is up to you. Always keep your feet inside the appropriate square(s), if you step on a line, hop on the wrong square, or step out of the square, you lose your turn.

### **Step 4** Pick up the stone on your way back

When you get to the last number turn around (either hopping or jumping depending on how your grid is drawn up) and hop and jump your way back in reverse order. While you're on the square before the one with your stone on, lean over and pick it up then skip over that square. You can't jump or hop in a square that you have just picked up your stone from.

### **Step 5** Repeat

If you completed your turn with the stone on square one, you then continue by throwing your stone onto square two on your next turn. The goal is to complete the course with your stone travelling through each square, the first person to do this wins the game.